



Weather Louvre

Simplicity in design delivers long-life reliability with both the Veotec and Wozair Weather Louvres.



Weather Louvre (Veotec)

The Veotec weather louvre unit is a basic weather protection device for removing corrosive rainwater and some sea spray from air intakes and exhaust applications.

With a low pressure drop and low maintenance it makes the ideal first stage protection for HVAC systems or engine air intakes.

It is available in any size to suit the customer requirements and can be fitted with bird and vermin guards if required.

The Weather Louvre has the option to be fitted with a manual closing mechanism to close the blades or a Weathertight Hatch can be fitted to the unit.

Features

- Removes rain / sea spray from the air
- Low pressure loss
- Low maintenance
- Sized to suit application

Installation

Installation arrangement can be Front Flange, Rear Flange or Duct Mounted (double flange).

Flange drilling patterns may be manufactured to customer specifications or to industry standards such as EN ISO 15138.

Construction

Materials & Methods of Construction - Frame

Material

5083 Aluminium, SS316L, 304L, GAM

Finish

Natural, optional powder coat

Construction

The flange profiles are fully welded together into cast aluminium corner pieces to form a rigid frame

Materials & Methods of Construction - Profiled Blade

Material

5083 Aluminium, SS316L, 304L, GAM

Finish

Natural

Construction

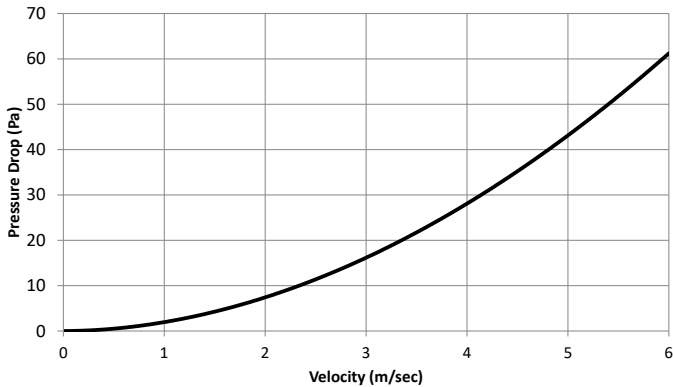
Blade extruded to form optimal shape for pressure loss and drainage

Materials & Methods of Construction - Other

Name Plate

Stainless Steel 316L or Traffolyte

Weather Louvre
Velocity vs Pressure Loss



Weather Louvre (Wozair)

Wozair offer a range of austenitic stainless steel high efficiency weather louvres. The louvres designed primarily for Offshore louvres and Petrochemical industries. These are well suited to ventilation and power generation air intake and cladding systems exhaust applications as well as louvre to prohibit the ingress of wind driven.

The function of the weather louvre is to prevent rain entering into the ventilation system. Three configurations of louvre are available with a range of efficiency performance to suit particular applications. Each configuration has been subject to a performance test by a third party independent test authority (BSRIA).

The type SB is best suited to installation on exhaust ducts, although it can be used on intake systems where some ingress of water is acceptable.

The type SBG is best suited to installation on intake systems requiring a high level of separation efficiency.

The type DBG is best suited to installation on intake systems where a very high level of separation efficiency is required resulting in no or negligible water ingress.

Technical Information

Wozair high efficiency weather louvres offer the following features:

- All stainless steel construction from grade 304L or 316L
- Welded construction
- Integral water drain system via front face or drain boss
- Integral weathergrid on types SBG and DBG to improve water removal
- Channel frame construction for all types with an angle frame option available on the SB
- Optional bird mesh guard (fixed or removable) on type SB

Frame

This is typically fabricated from 2.0 mm or 3.0 mm stainless steel grade 304L or 316L although alternative grades can be considered. It is a continuously welded channel or angle section construction with the flange drilled for mounting the louvre on to the ductwork.

The casings for types SBG and DBG have integral water drain channels within the side frame members.

All types of louvre can be configured for water drainage via the front face or alternatively, for channel frame sections only, be fitted with a collection trough in the base of the frame for drainage via a boss.

Blades

All blades are fabricated from 1.2 mm stainless steel grade 304L or 316L.

Single Bank (type SB)

The blades are mounted horizontally and stitch welded to the frame at each end. Each blade incorporates a weatherlip at the top edge which arrests wind driven rain at this crucial position.

Single Bank with Weathergrid (type SBG)

The blades are as detailed for the type SB louvre but with the following additional features to improve efficiency:

Each blade incorporates an upturned drain lip on the lower edge. Extensive research has shown that the cascading effect of water down the front of the louvre makes a considerable contribution to water penetration since falling droplets can be carried through the louvre by wind force or system operating conditions. The drain lip reduces this cascading effect by diverting the water to the drain channels within the side frame members leading to a significant increase in efficiency.

Double Bank with Weathergrid (type DBG)

The blades are as detailed for the type SBG louvre but with the following additional features to improve efficiency:

A second row of blades mounted vertically immediately behind the first row being stitch welded to the frame at each end. These blades have a lip on their trailing edge to arrest moisture carried over from the first bank of blades and drain to the bottom of the frame.

Weathergrid/Mesh Guard

Single Bank (type SB)

As an option this louver can be fitted with a stainless steel wire mesh guard to prevent birds and debris entering the system. The mesh may be specified with apertures 25 mm x 25 mm or 50 mm x 50 mm. Other options can be considered upon request. The mesh can be permanently fixed (welded) to the frame or bolted so as to be removable.

Single Bank (type SBG) or Double Bank (type DBG)

These louvers are fitted with a weathergrid between adjacent blades. The grid acts as an air equalising screen to assist aerodynamic performance and disperse any wind driven rain that may penetrate upwards.

The apertures in the weathergrids are sized to prevent birds and debris from entering the system and therefore eliminate the necessity for a separate mesh guard.

Dimensional Limits

The minimum louver size is 200 mm wide x 200 mm high and the maximum is 2000 mm wide x 2000 mm high. For larger duct or airway sizes the louver can comprise a number of modules with fixing details designed to suit the installation. The maximum recommended face velocity is 2.5 m/s for an intake system and 3.0 m/s for an exhaust system.

Performance Data

The aerodynamic performance and water ingress efficiency, based on an intake application, for each louver type is given in the graphs that follow.

All performance testing on these products was conducted by the Building Services Research and Information (BSRIA) in accordance with the Heating, Ventilating and Air Conditioning Manufacturers Association (HEVAC) standard for weather louver tests.

BSRIA test reports for the products are available on request.

Efficiency

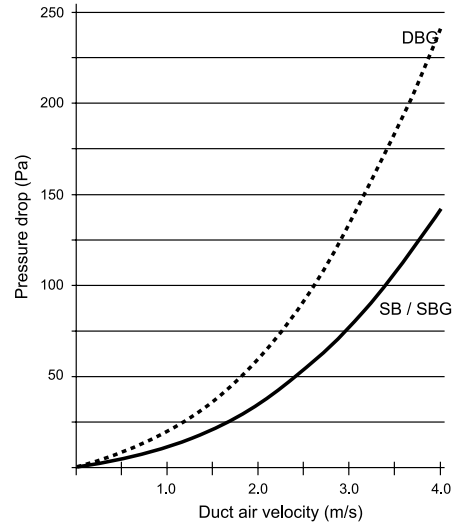
The efficiency of each louver type against airflow rate for an intake application is presented on the graphs. With a fan drawing air through the louver wind driven rainfall was simulated using:

- An incident wind of 13 m/s (29.08 mph) incident to the louver face
- A nominal rainfall rate of 75 mm/hr

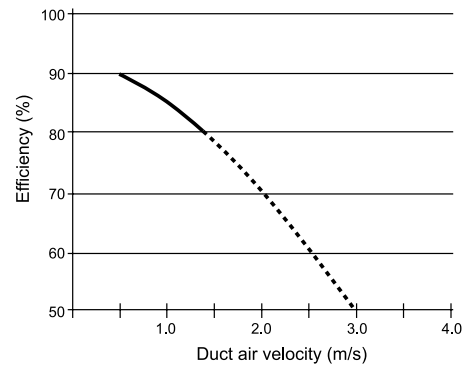
An increase in efficiency will result if either of these criteria is reduced or the louver is used for an exhaust application.

The efficiency is a measure of the ability of the louver to prevent water droplets from entering the system. For example at an efficiency of 99% only 1% of the rainfall will pass through the louver.

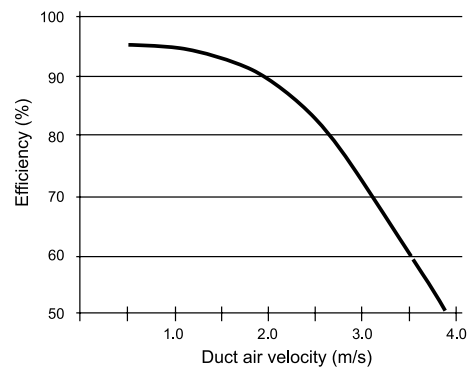
Pressure Drop Characteristics



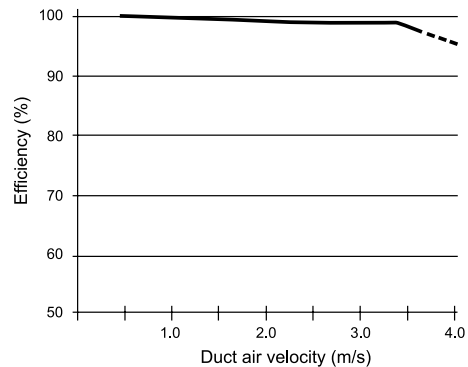
Type SB



Type SBG





Type DBG



Ordering

Quantities, surface finish and other special requirements are to be stated separately.

Type: DBG	Nominal Width: 1000
Duct Height: 500	
Type Wozair: Double Bank Grid Louvre	
Legend:	
<u>Louvre Type</u>	
SB	Single Bank
SBG	Single Bank with Grid
DBG	Double Bank with Grid
<u>Material</u>	
SS316	Stainless Steel (with grade)
<u>Frame Thickness</u>	
2.0 mm or 3.0 mm (refer to description)	
<u>Nominal Duct Size</u>	
Clear inside duct dimensions	
'Quote' (Width x Height)	
Order Code Example:	
DBG/316L/2.0/1000W/500H/200D/	



Wozair Limited

Grosvenor Road
Gillingham Business Park
Gillingham
Kent
ME8 0SA
United Kingdom

Phone +44 (0)1634 790 336

Email hvac@wozair.com

Wozair (USA) Ltd

3601 North Loop
336 West
Conroe
Texas
77304
United States of America

Phone +1 936 521 5990

Email houstonhvac@wozair.com

Wozair (Asia) Pte Ltd

2 Venture Drive
8-23 Vision Exchange
608526
Singapore

Phone +65 6890 6506

Email hvac@wozair.com.sg

Wozair Middle East

JAFZA One
Tower B, Office 1316
Jebel Ali Free Zone
Dubai, UAE
P.O. Box 262404

Phone +971 (0) 4 887 0147

Email dubaihvac@wozair.com